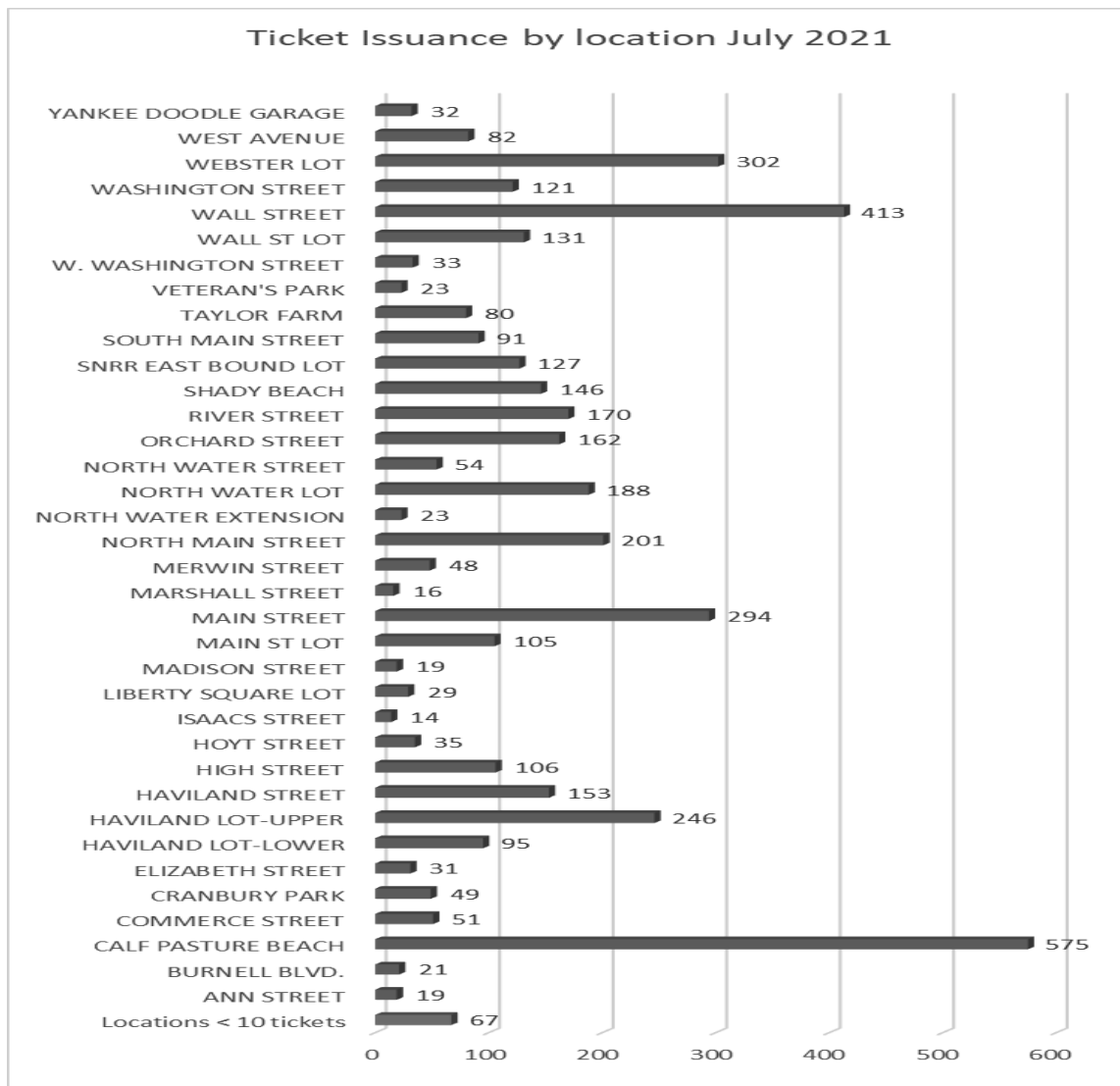


Ticket Issuance Report July 2021

There were total of 4,352 tickets issued in Norwalk for the month of July months Below is the breakdown of the type of violations:

- 63% of the tickets issued was for expired meter and time limit violation.
- 18% of tickets issued was for beach parking violations.
- 8% of tickets issued was for courtesy warnings.
- 4% of tickets issued was for parking without valid permit.
- 4% of tickets issued was for parking in a no parking zone
- The rest of the 3% was for occupying two spaces, parking in a handicap space, daily parking at SNRR and ENRR and the likes.

The graph below shows the total tickets issued in Norwalk broken down by Streets/locations. Please note that streets/locations with less than 10 tickets for the month are condensed into one column, and it is highlighted in red in the graph.

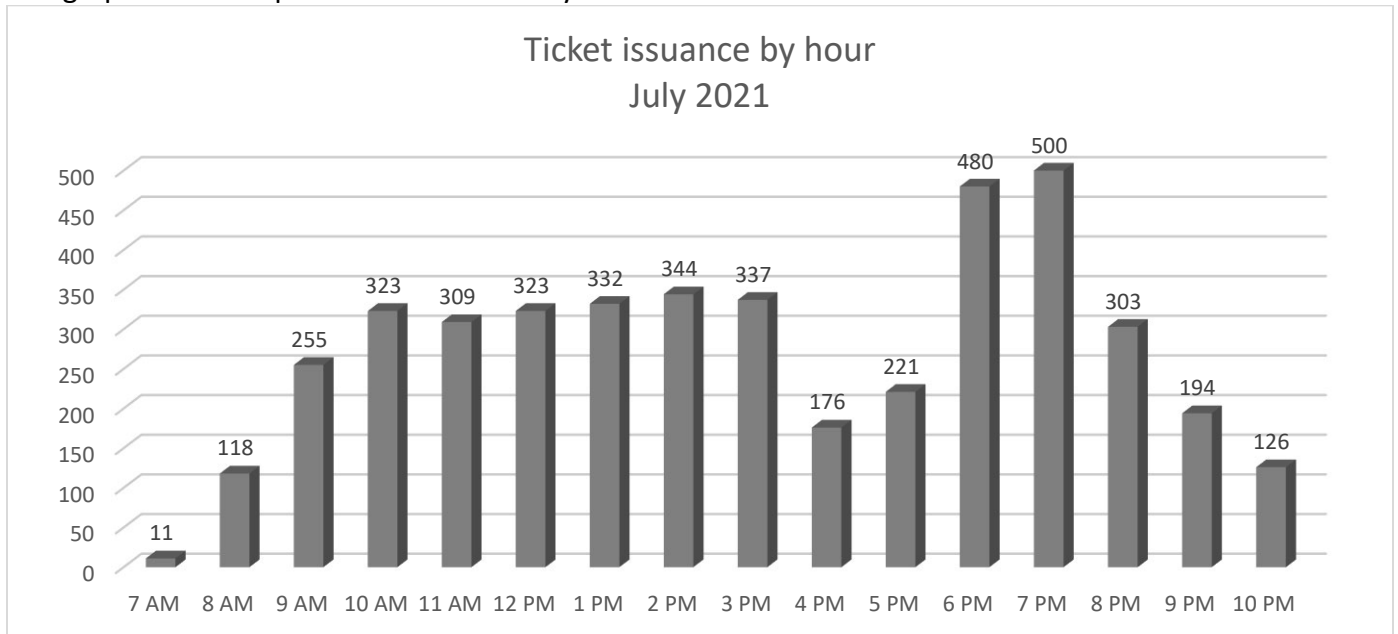


Ticket Issuance Report July 2021

We have further analyzed total tickets issued by hours and days. Of the total tickets issued, 82% of the tickets were issued during weekdays and 18% were issued on weekends. Breaking it down further into by hours, 63% of the tickets were issued during the daytime (5am – 5:59pm) while 37% of the tickets were issued during the evening hours (6pm – 4:59am). The graphs below show ticket issuance by weekdays and weekends.

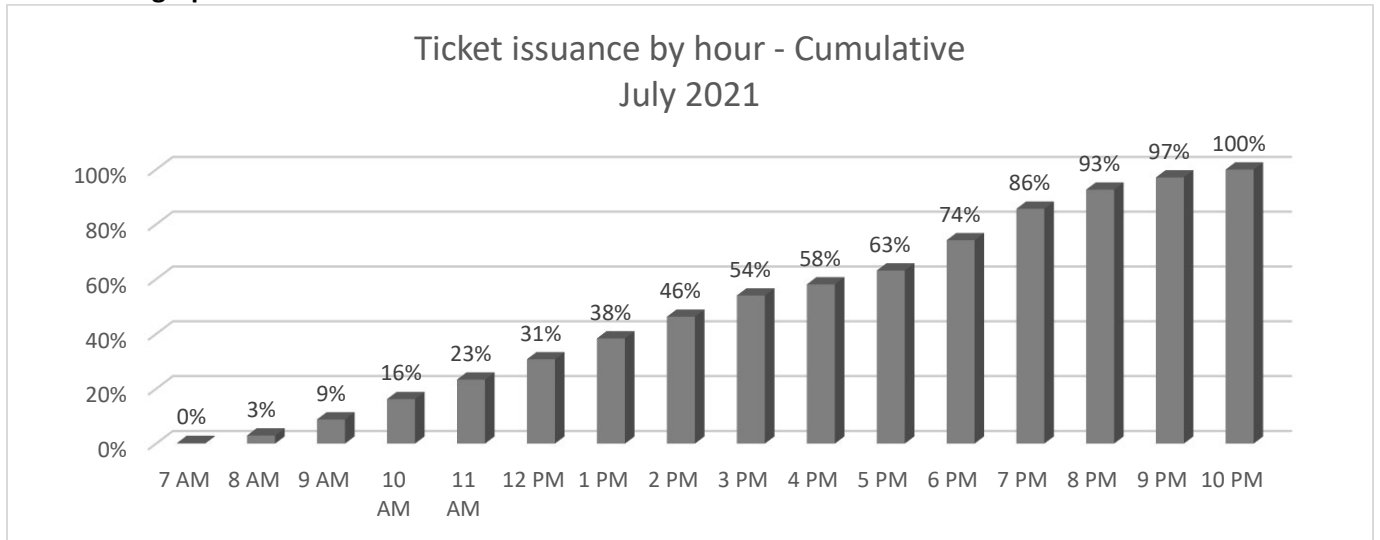


The graphs below explain ticket issuance by hours.



Ticket Issuance Report July 2021

Cumulative graph:



As we can see from the analysis at the top, majority of the tickets were issued for Expired Meter and Time Limit Violations. To better understand this, we have further analyzed Expired Meter and Time Limit violations separately below.

Expired meter and Time Limit violations make up 2,747 (63%) of the total tickets issued in Norwalk. Out of the total of 2,747 Expired meter/time limit violation tickets issued, 51.8% of the tickets were issued in SONO area, 37.7% were issued in Uptown area, 1.0% were issued in East Norwalk area and 9.5% were in SONO/Wall corridor area.

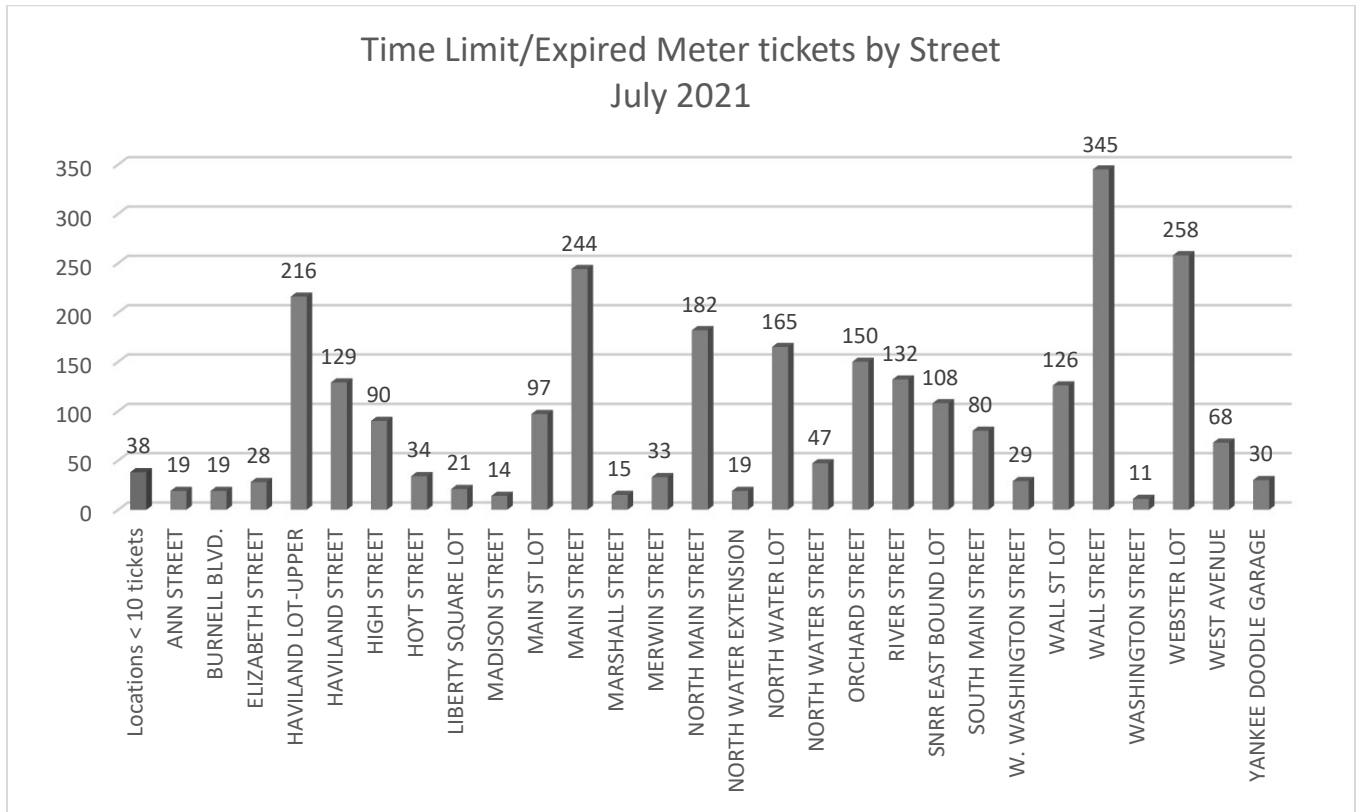
Area	# Tickets	Percentage
SONO Area Streets	582	21.2%
SONO Area Off Streets	841	30.6%
Uptown Streets	783	28.5%
Uptown Area off Streets	253	9.2%
East Norwalk	28	1.0%
SONO/Wall Corridor	260	9.5%
Grand Total	2747	

In the time frame analyzed, there were a total of 47 locations where time limit and expired meter violation tickets were issued. These locations include the different on-street and off-street parking spaces. The top 5 locations represent 45% of the total expired and time limit violations. The following are the top 5 locations:

Location	# Tickets
WALL STREET	345
WEBSTER LOT	258
MAIN STREET	244
HAVILAND LOT-UPPER	217
NORTH MAIN STREET	182
Total	1246

Ticket Issuance Report July 2021

In the graph below, we try to show the areas where Expired and Time Limit violation tickets are issued. We have consolidated locations with less than 10 tickets for the month into one category, and it is highlighted in red in the graph.



Conclusion:

Same time frame last year, there were a total of 2,575 tickets issued. Comparing it to our current year number of 4,352, this year's ticket issuance is higher by 1,777 tickets. Ticket issuance was low last year due to reduced activity because of COVID-19. Last year, enforcement was warning focused during COVID-19. This year, we are seeing consistent enforcement to increase compliance this year.